

# AIR BASIC 211 C11B T201

## AIR/WATER HEAT PUMP INCL. VERTICAL SPLIT EVAPORATOR

ORDER NUMBER: 286600

SERIES: T200

TF MAX. 55 °C

SPLIT

### APPLIANCE DATA

Dimensions of outdoor unit HxWxD	[mm]	865x1040x340
Dimensions of indoor unit HxWxD	[mm]	1908x680x871
Hydraulic connection	[inch]	1" union nut
Weight of outdoor unit	[kg]	66
Weight of indoor unit	[kg]	203 / 471
Casing colour		Tiger white 29/11289/grey RAL 7016

### HEATING MODE PERFORMANCE FIGURES (to EN 14511)

#### Standard point A10/W35

Heating output range	[kW]	1.90 - 11.20
Total heating output/power consumption	[kW]	8.00 / 1.70
COP		4.70

#### Operating point A7/W35

Heating output range	[kW]	1.90 - 10.20
Total heating output/power consumption	[kW]	7.00 / 1.60
COP		4.40

#### Standard point A2/W35

Heating output range	[kW]	1.30 - 8.50
Total heating output/power consumption	[kW]	5.50 / 1.50
COP		3.70

#### Standard point A-7/W35

Heating output range	[kW]	1.20 - 6.80
Total heating output/power consumption	[kW]	4.20 / 1.40
COP		3.00

#### Operating point A-10/W35

Heating output range	[kW]	1.00 - 6.20
Total heating output/power consumption	[kW]	3.70 / 1.30
COP		2.90

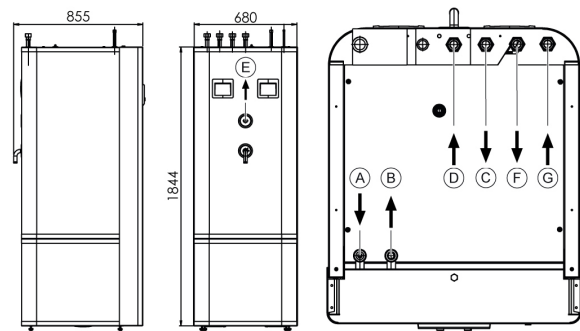
#### Operating point A2/W50

Heating output range	[kW]	1.30 - 7.30
Total heating output/power consumption	[kW]	5.40 / 2.50
COP		2.20

### COOLING MODE PERFORMANCE FIGURES

#### Operating point A35/W18

Cooling capacity range	[kW]	1.80 - 11.10
Nominal cooling capacity	[kW]	7.90
Total nominal power consumption	[kW]	2.60
Energy efficiency ratio EER at nominal output		3.00



Indoor unit

- (A) Refrigerant line LL (liquid line)
- (B) Refrigerant line HG (hot gas line)
- (C) FL heating/cooling 1"
- (D) RTN heating/cooling 1"
- (E) DHW circulation 1/2"
- (F) DHW 1"
- (G) Cold water 1"

### SPECIFICATION

Phases/nominal voltage/frequency	[~]/[V]/[Hz]	1/230/50
Outdoor unit, controller		
Phases/nominal voltage/frequency	[~]/[V]/[Hz]	3/400/50 or 1/230/50
Electric immersion heater		
Electric immersion heater internal	[kW]	8.8 (2.95/2.95/2.95)
Output factor cos φ		0.97
Fuse protection (tripping curve "C")	[A]	16
Max. operating current	[A]	12.20
Max. starting current, compressor	[A]	15.00 / 25.00*
Sound power/sound pressure level (at 1 m distance), indoor level	[dBA]**	- / -
Sound power/sound pressure level (at 10 m distance), outdoor unit	[dBA]	62.0 / 34.0

### CONDENSER

Type		Plate heat exchanger
Material		Stainless steel 1.4301
Max. refrigerant operating pressure	[bar]	43
Max. heat transfer medium operating pressure	[bar]	3
Heat transfer medium temperature differential	[K]	5
Application range	[°C]	55
Heat transfer medium		Water
Test pressure	[bar]	59
Heat transfer medium flow rate	[m³/h]	1.43
Internal pressure differential	[mbar]	80
Flow meter FM standard	Internal	built-in
Circulation pump heat sink WNA	Internal	Yonos Para HPS15/7.5
Residual head I WNA external, incl. FM	[mbar]	430

### REFRIGERANT CIRCUIT

Refrigerant		R410A
Defrost technology		Hot gas
Refrigerant charge	[kg]	2.15

### COMPRESSOR

Type		Rotary piston
Output levels		Infinitely variable
Speed	[rpm]	900-5700
Voltage/frequency	[V]/[Hz]	230/50

### FAN

Type		axial
Number	[pce]	1
Voltage/frequency	[V]/[Hz]	230/50
Power consumption	[W]	70


### EVAPORATOR

Unit type		built-in
Type		Finned tube
Number	[pce]	1
Air flow rate	[m³/h]	4590
Application range min./max	[°C]	-20 / 35

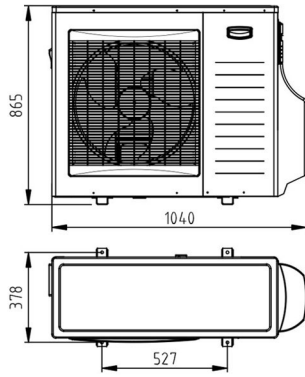
<sup>1)</sup>only possible with buffer tank

\*Starting current, compressor with locked rotor

\*\*Sound pressure level measured in a free field; sound power levels measured at max. nominal speed



Outdoor unit



PRODUCT DATA **ErP: AIR BASIC 211 C11B T201**

	COLDER	MEAN	HOTTER
<b>LOW TEMPERATURE</b>	<b>A++</b>	<b>35°C</b>	
$\eta_s$	133	159	180
Energy consumption [kWh]	6997	3969	1602
P rated [kW]	10	8	6
SCOP	3.41	4.04	4.59
<b>MEDIUM TEMPERATURE</b>	<b>A+</b>	<b>55°C</b>	
$\eta_s$	97	110	138
Energy consumption [kWh]	7285	3941	1741
P rated [kW]	7	5	5
SCOP	2.50	2.82	3.53
<b>DHW</b>	<b>B</b>	<b>T200</b>	
$\eta_{WH}$	66	73	84
Energy consumption [kWh]	1263	1155	1002
Draw-off profile	L		
Tank losses [W]	79		
	indoor	outdoor	
Sound power level [dBA]	-	62	
Controller class with room remote control	VI	Controller contribution [%]	4.0
Controller class without room remote control	II	Controller contribution [%]	2.0

**MULTI TOWER ALL IN ONE**  
Fully equipped

- DHW tank, 168 l
- Buffer tank 100 l, heating / cooling
- 3-way switching valve for DHW heating and/or defrosting
- Safety valve
- Electric auxiliary heater 8.8 kW
- Flow meter for safety monitoring and heat quantity measurement for heating / cooling / DHW heating
- Air vent valve
- High efficiency energy saving circulation pump
- Plate heat exchanger / condenser
- Drain and fill valve
- Pressure maintaining device (DEV), on site

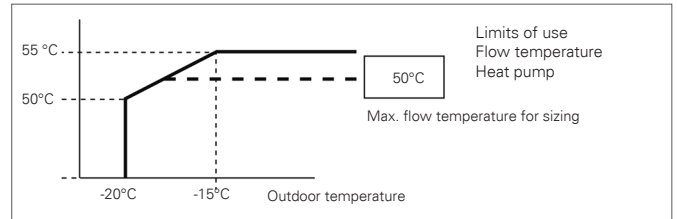
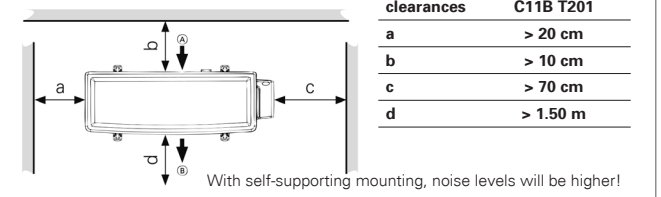


	Max. connection length	Max. height differential
AIR BASIC 211 C11B T201	$L \leq 20$	$H_{max} \leq 15$

**LIMITS OF USE AIR BASIC 211 C11B T201**

Outdoor temperature/max. heat pump flow temperature	A-10/W55°C A-15/W55°C A-20/W50°C
Underfloor heating (-15°C / 35°C)	YES
Radiators (-15°C / 50°C)	YES
Radiators (-15°C / 60°C)	NO
Domestic hot water	YES

**Observe minimum clearances**



**PERFORMANCE CURVES AIR BASIC 211 C11B T201**

