

# AIR EAGLE 717 C11A T200

## AIR/WATER HEAT PUMP INCL. HORIZONTAL SPLIT EVAPORATOR

ORDER NUMBER: 285910

SERIES: T200

TF MAX. 65 °C

SPLIT

### APPLIANCE DATA

Dimensions of outdoor unit HxWxD	[mm]	1260x1480x965
Dimensions of indoor unit HxWxD	[mm]	1908x680x871
Hydraulic connection	[inch]	1" union nut
Weight of outdoor unit	[kg]	200
Weight of indoor unit	[kg]	203 / 471
Casing colour		Tiger white 29/11289/grey RAL 7016

### SPECIFICATION

Phases/nominal voltage/frequency Outdoor unit, controller	[-]/[V]/[Hz]	3/400/50
Phases/nominal voltage/frequency Electric immersion heater	[-]/[V]/[Hz]	3/400/50 or 1/230/50
Electric immersion heater internal	[kW]	8.8 (2.6/3.0/3.2)
Output factor cos φ		0,93
Fuse protection (tripping curve "C")	[A]	16
Max. operating current	[A]	16,00
Max. starting current, compressor	[A]	< 10.00
Sound power/sound pressure level (at 3 m distance), indoor unit	[dBA]**	< 50.00 / 32.00
Sound power level (A7/W35)/sound pressure level (at 10 m distance), outdoor unit	[dBA]	57.0 / 29.0

### HEATING MODE PERFORMANCE FIGURES (to EN 14511)

#### Standard point A7/W35

Heating output range	[kW]	6.70 - 8.30
Heating output/power consumption	[kW]	7.10 / 1.50
COP		4,80

#### Operating point A2/W35

Heating output range	[kW]	6.00 - 10.40
Heating output/power consumption	[kW]	7.10 / 1.70
COP		3,30

#### Standard point A7/W55

Heating output range	[kW]	6.60 - 8.60
Heating output/power consumption	[kW]	8.60 / 2.70
COP		3,30

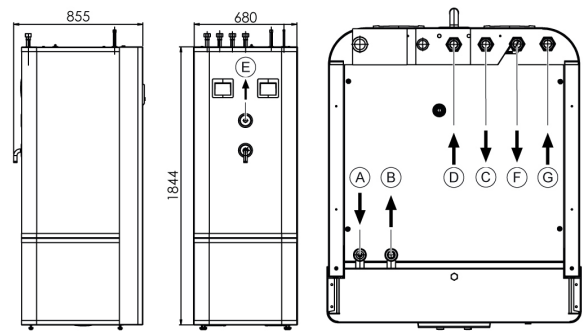
#### Standard point A-7/W34

Heating output range	[kW]	5.20 - 14.10
Heating output/power consumption	[kW]	12.80 / 4.10
COP		3,10

### COOLING MODE PERFORMANCE FIGURES

#### Operating point A35/W18

Cooling capacity range	[kW]	5.30 - 12.90
Nominal cooling capacity	[kW]	7,50
Total nominal power consumption	[kW]	2,50
Energy efficiency ratio EER at nominal output		3,30



Indoor unit

- (A) Refrigerant line LL (liquid line)
- (B) Refrigerant line HG (hot gas line)
- (C) FL heating/cooling 1"
- (D) RTN heating/cooling 1"
- (E) DHW circulation 1/2"
- (F) DHW 1"
- (G) Cold water 1"

### CONDENSER

Type	Plate heat exchanger	
Material	Stainless steel 1.4301	
Max. refrigerant operating pressure	[bar]	45
Max. heat transfer medium operating pressure	[bar]	3
Heat transfer medium temperature differential	[K]	5
Application range	[°C]	65
Heat transfer medium	Water	
Test pressure	[bar]	78
Heat transfer medium flow rate	[m³/h]	1,80
Internal pressure differential	[mbar]	220
Flow meter FM standard	Internal	built-in
Circulation pump heat sink WNA	Internal	Yonos Para HPS15/7.5
Residual head I WNA external, incl. FM	[mbar]	380

### REFRIGERANT CIRCUIT

Refrigerant	R410A	
Defrost technology	Hot gas	
Refrigerant charge (from-to)	[kg]	5,5-9,0

### COMPRESSOR

Type	Scroll	
Output levels	Infinitely variable	
Speed	[rpm]	2100-7000
Voltage/frequency	[V]/[Hz]	400/50

### FAN

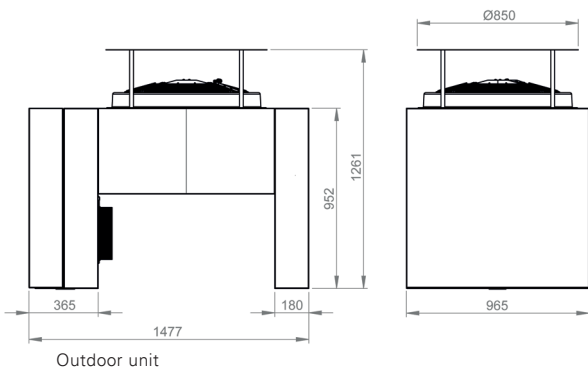
Type	axial	
Number	[pce]	1
Voltage/frequency	[V]/[Hz]	230/50
Power consumption	[W]	230

### EVAPORATOR

Unit type	built-in	
Type	Finned tube	
Number	[pce]	1
Fin pack material	Copper/aluminium	
Casing material	Stainless steel / powder coated, grey RAL 7016	
Max. refrigerant operating pressure	[bar]	40
Relative humidity	[%]	80
Heat transfer medium temperature differential	[K]	5,70
Air flow rate	[m³/h]	4000
Application range min./max	[°C]	-25 / 40

\*Starting current, compressor with locked rotor

\*\*Sound pressure level measured in a free field; sound power levels measured at max. nominal speed



PRODUCT DATA **ErP: AIR EAGLE 717 C11A T200**

	COLDER	MEAN	HOTTER
<b>LOW TEMPERATURE</b>	<b>A++</b>		<b>35°C</b>
ηs	164	<b>174</b>	208
Energy consumption [kWh]	8466	<b>7948</b>	2949
P rated [kW]	14	<b>17</b>	11
SCOP	4,18	<b>4,42</b>	5,28
<b>MEDIUM TEMPERATURE</b>	<b>A++</b>		<b>55°C</b>
ηs	133	<b>141</b>	177
Energy consumption [kWh]	10081	<b>9757</b>	3622
P rated [kW]	14	<b>17</b>	11
SCOP	3,40	<b>3,60</b>	4,49
<b>DHW</b>	<b>A</b>		<b>T200</b>
ηWH	87	<b>96</b>	110
Energy consumption [kWh]	958	<b>876</b>	760
Draw-off profile	<b>L</b>		
Tank losses [W]	<b>79</b>		
	indoor	outdoor	
Sound power level [dBA]	-	57	
Controller class with room remote control	VI	Controller contribution [%]	4,0
Controller class without room remote control	II	Controller contribution [%]	2,0



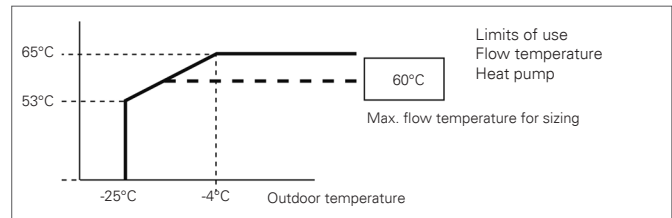

**MULTI TOWER ALL IN ONE**  
Fully equipped

- DHW tank, 168 l
- Buffer tank 100 l, heating / cooling
- 3-way switching valve for DHW heating and/or defrosting
- Safety valve
- Electric auxiliary heater 8.8 kW
- Flow meter for safety monitoring and heat quantity measurement for heating / cooling / DHW heating
- Air vent valve
- High efficiency energy saving circulation pump
- Plate heat exchanger / condenser
- Drain and fill valve
- Pressure maintaining device (DEV), on site

	Max. connection length	Max. height differential
AIR EAGLE 717 C11A T200	L ≤ 25	Hmax ≤ 15

**LIMITS OF USE AIR EAGLE 717 C11A T200**

Outdoor temperature/max. heat pump flow temperature	A-10/W60°C A-15/W58°C A-20/W55°C
Underfloor heating (-15°C / 35°C)	YES
Radiators (-15°C / 55°C)	YES
Radiators (-15°C / 60°C)	YES
Domestic hot water	YES



**PERFORMANCE CURVES AIR EAGLE 717 C11A T200**

